



# MOTIFSIM - MOTIF SIMilarity Detection Tool

Version 2.2

## INPUT

### Input Parameters

Number of files:	2
Number of top significant motifs:	5
Number of best matches:	5
Similarity cutoff $\geq$	0.75
Matching motif database:	UniProbe Homo Sapiens
Motif tree:	Yes
Combined similar motifs:	No
Output file type:	All
Output file format:	PDF

### Input files and motif counts

File name	Count of motifs	Dataset number
Abdominal-B.txt	2	1
Abdominal-B.txt	2	2

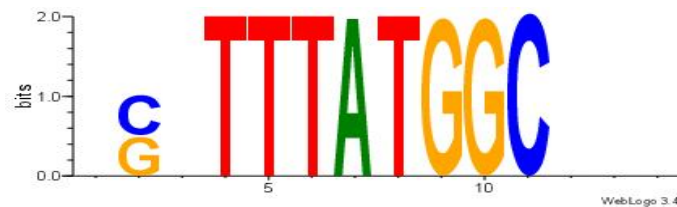
## RESULTS

### Best Matches in Database for Each Motif (Highest to Lowest)

**Dataset #: 1**      **Motif ID: 1**      **Motif name: Abdominal-B\_1**


Original motif

Consensus sequence: NSNTTTATGGCNNN



Reverse complement motif

Consensus sequence: NNNGCCATAAANSN



### Best Matches for Motif ID 1 (Highest to Lowest)


Motif ID:	<a href="#">UP00597</a>
Motif name:	HOXD13_S316C_R2
Species:	Homo sapiens
Matching format of first motif:	Reverse Complement
Matching format of second motif:	Original Motif
Direction:	Forward
Position number:	4
Number of overlap:	14
Similarity score:	0.0318246

Alignment:

```
HHAVVDCCMATAAAAATDBDDVY  
---NNNGCCATAAANSN-----
```

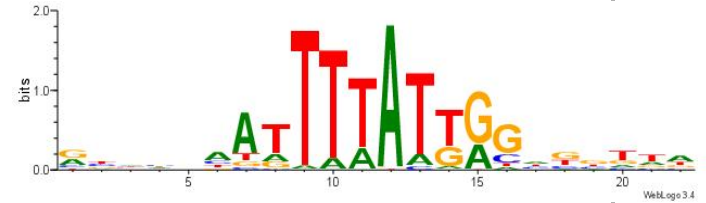
Original motif

Consensus sequence: HHAVVDCCMATAAAATDBDDVY



Reverse complement motif

Consensus sequence: KBDHVDATTTTATYGGDVVTHH




Motif ID: [UP00597](#)  
 Motif name: HOXD13\_S316C\_R1  
 Species: Homo sapiens  
 Matching format of first motif: Reverse Complement  
 Matching format of second motif: Original Motif  
 Direction: Backward  
 Position number: 5  
 Number of overlap: 14  
 Similarity score: 0.0401476

Alignment:

```
CDDHHWBCTCGTAAAADHDVHD
----NNNGCCATAAANSN----
```

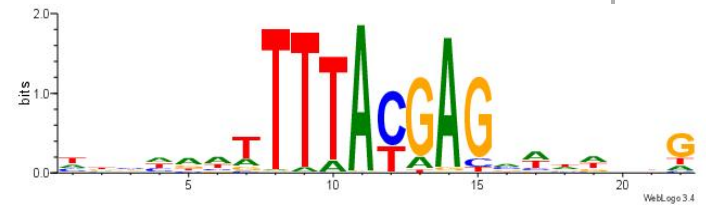
Original motif

Consensus sequence: CDDHHWBCTCGTAAAADHDVHD



Reverse complement motif

Consensus sequence: DHVDHDTTTTACGAGVWHHDDG




Motif ID: [UP00523](#)  
Motif name: FOXR1\_primary  
Species: Homo sapiens  
Matching format of first motif: Original Motif  
Matching format of second motif: Reverse Complement  
Direction: Forward  
Position number: 6  
Number of overlap: 14  
Similarity score: 0.0459944

Alignment:

DVVD BKHTT GTTT GDBDBHVG VV  
-----NSNTTTATGCCNN-----

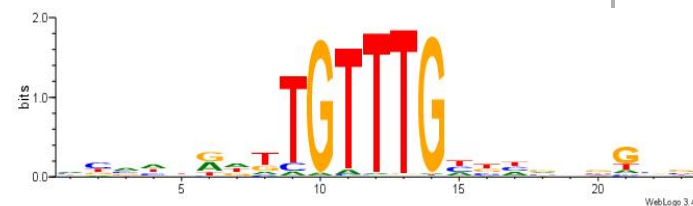
Original motif

Consensus sequence: VVCVHBDVDCAAACAAHYVDBVD



Reverse complement motif

Consensus sequence: DVVD BKHTT GTTT GDBDBHVG VV



Motif ID: [UP00616](#)  
Motif name: POU3F4  
Species: Homo sapiens  
Matching format of first motif: Original Motif  
Matching format of second motif: Reverse Complement  
Direction: Backward

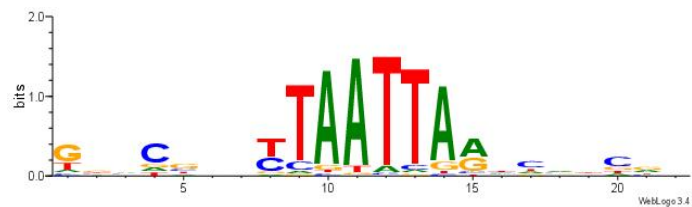
Position number: 5  
Number of overlap: 14  
Similarity score: 0.0475739

Alignment:

BHGDBDHKTAATTAMBBBGHBC  
-----NSNTTTATGGCNNN-----


Original motif

Consensus sequence: GBHCBBBYTAATTARHHVDCDB



Reverse complement motif

Consensus sequence: BHGDBDHKTAATTAMBBBGHBC




Motif ID: [UP00596](#)  
Motif name: HOXC4\_R158L\_R2  
Species: Homo sapiens  
Matching format of first motif: Original Motif  
Matching format of second motif: Original Motif  
Direction: Backward  
Position number: 5  
Number of overlap: 14  
Similarity score: 0.0493444

Alignment:

DDVVVVGTTAATTAABHVDCDV  
-----NSNTTTATGGCNNN-----


Original motif

Consensus sequence: DDVVVVGTTAATTAABHVDCDV



Reverse complement motif

Consensus sequence: VHGBBDVTTAATTAACVVVVHD



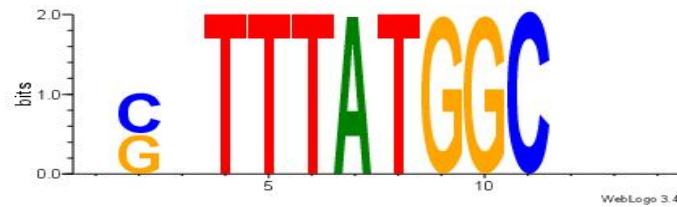
**Dataset #: 1**

**Motif ID: 2**

**Motif name: Abdominal-B\_2**


Original motif

Consensus sequence: NSNTTTATGGCNNN



Reverse complement motif

Consensus sequence: NNGCCATAAANSN



### Best Matches for Motif ID 2 (Highest to Lowest)

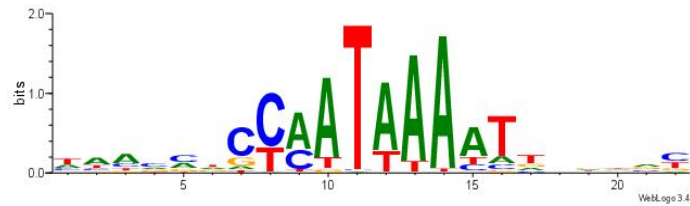
Motif ID:	<a href="#">UP00597</a>
Motif name:	HOXD13_S316C_R2
Species:	Homo sapiens
Matching format of first motif:	Reverse Complement
Matching format of second motif:	Original Motif
Direction:	Forward
Position number:	4
Number of overlap:	14
Similarity score:	0.0318246

Alignment:

HHAVVDCCMATAAAATDBDDVY  
---NNNGCCATAAANSN-----


Original motif

Consensus sequence: HHAVVDCCMATAAAATDBDDVY



Reverse complement motif

Consensus sequence: KBDHVDATTTTATYGGDVVTHH



---

Motif ID: [UP00597](#)  
Motif name: HOXD13\_S316C\_R1  
Species: Homo sapiens  
Matching format of first motif: Reverse Complement  
Matching format of second motif: Original Motif  
Direction: Backward  
Position number: 5  
Number of overlap: 14  
Similarity score: 0.0401476

Alignment:

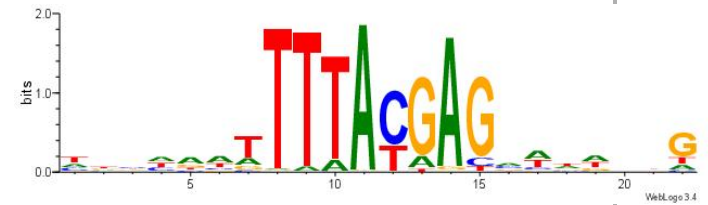

CDDHHWBCTCGTAAAADHDVHD  
----NNNGCCATAAANSN----

Original motif

Consensus sequence: CDDHHWBCTCGTAAAADHDVHD

Reverse complement motif

Consensus sequence: DHVDHDTTTTACGAGVWHHDDG

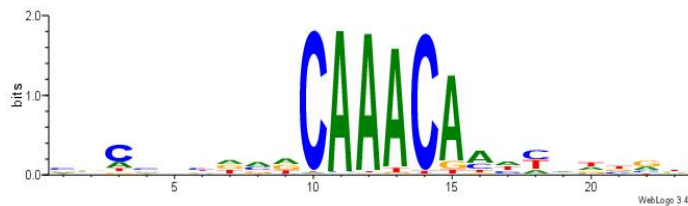


Motif ID: [UP00523](#)  
 Motif name: FOXR1\_primary  
 Species: Homo sapiens  
 Matching format of first motif: Original Motif  
 Matching format of second motif: Reverse Complement  
 Direction: Forward  
 Position number: 6  
 Number of overlap: 14  
 Similarity score: 0.0459944

Alignment:  
 DVVDBKH~~TTGTTTG~~DBDBHVG~~VV~~  
 -----NSNTTTATGGC~~NN~~-----

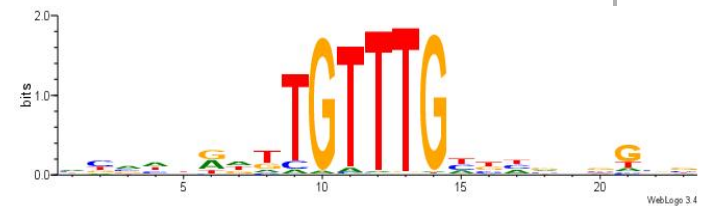
Original motif

Consensus sequence: VVCVHBDVDCAAACAAHYVDBVD



Reverse complement motif

Consensus sequence: DVVDBKH~~TTGTTTG~~DBDBHVG~~VV~~



Motif ID: [UP00616](#)



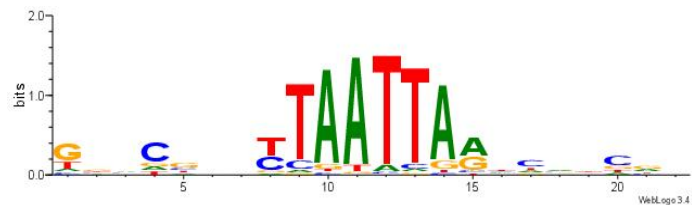
Motif name: POU3F4  
 Species: Homo sapiens  
 Matching format of first motif: Original Motif  
 Matching format of second motif: Reverse Complement  
 Direction: Backward  
 Position number: 5  
 Number of overlap: 14  
 Similarity score: 0.0475739

**Alignment:**

BHGDBDHKTAATTAMBBBGHBC  
 ----NSNTTTATGGCNNN----


**Original motif**

Consensus sequence: GBHCBBBYTAATTARHHVDCDB



**Reverse complement motif**

Consensus sequence: BHGDBDHKTAATTAMBBBGHBC




---

Motif ID: [UP00596](#)  
 Motif name: HOXC4\_R158L\_R2  
 Species: Homo sapiens  
 Matching format of first motif: Original Motif  
 Matching format of second motif: Original Motif  
 Direction: Backward  
 Position number: 5  
 Number of overlap: 14

Similarity score:

0.0493444

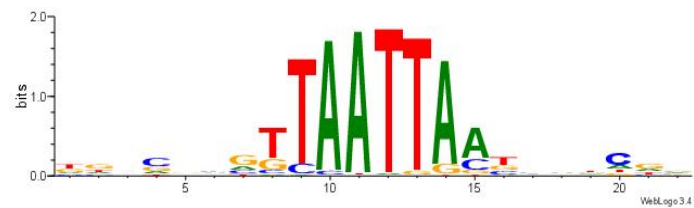
Alignment:

DDVVVVGTTAATTAABHVDCDV

----NSNTTTATGGCNNN----

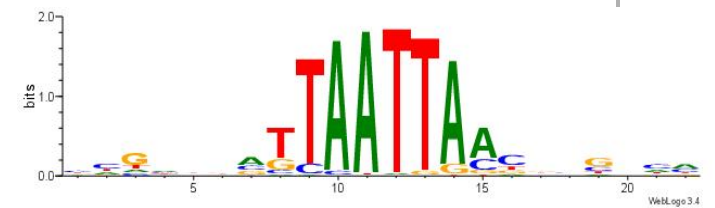
Original motif

Consensus sequence: DDVVVVGTTAATTAABHVDCDV



Reverse complement motif

Consensus sequence: VHGDBDVTTAATTAACVVVHVD



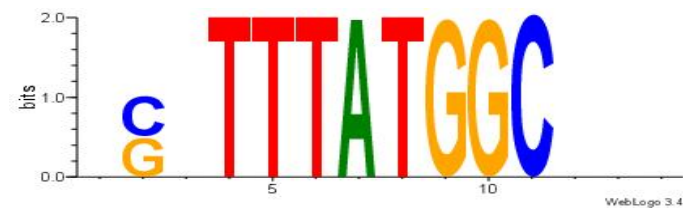
**Dataset #: 2**

**Motif ID: 3**

**Motif name: Abdominal-B\_1**


Original motif

Consensus sequence: NSNTTTATGGCNNN



Reverse complement motif

Consensus sequence: NNNGCCATAAANSN



### Best Matches for Motif ID 3 (Highest to Lowest)

Motif ID:

[UP00597](#)

Motif name:

HOXD13\_S316C\_R2

Species:

Homo sapiens

Matching format of first motif:

Reverse Complement

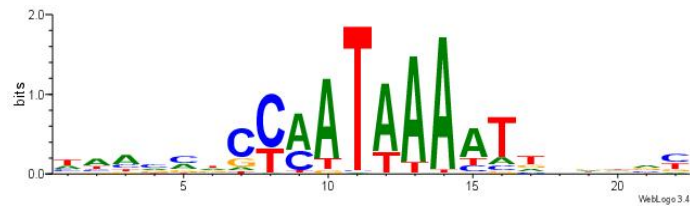
Matching format of second motif: Original Motif  
 Direction: Forward  
 Position number: 4  
 Number of overlap: 14  
 Similarity score: 0.0318246

Alignment:

HHAVVDCCMATAAAATDBDDVY  
 ---NNNGCCATAAANSN-----


Original motif

Consensus sequence: HHAVVDCCMATAAAATDBDDVY



Reverse complement motif

Consensus sequence: KBDHVDATTTTATYGGDVVTHH




---


Motif ID: [UP00597](#)  
 Motif name: HOXD13\_S316C\_R1  
 Species: Homo sapiens  
 Matching format of first motif: Reverse Complement  
 Matching format of second motif: Original Motif  
 Direction: Backward  
 Position number: 5  
 Number of overlap: 14  
 Similarity score: 0.0401476

Alignment:

CDDHHWBCTCGTAAAADHDVHD  
-----NNGCCATAAANSN-----


Original motif

Consensus sequence: CDDHHWBCTCGTAAAADHDVHD



Reverse complement motif

Consensus sequence: DHVDHDTTTTACGAGVWHHDDG



Motif ID: [UP00523](#)  
Motif name: FOXR1\_primary  
Species: Homo sapiens  
Matching format of first motif: Original Motif  
Matching format of second motif: Reverse Complement  
Direction: Forward  
Position number: 6  
Number of overlap: 14  
Similarity score: 0.0459944

Alignment:

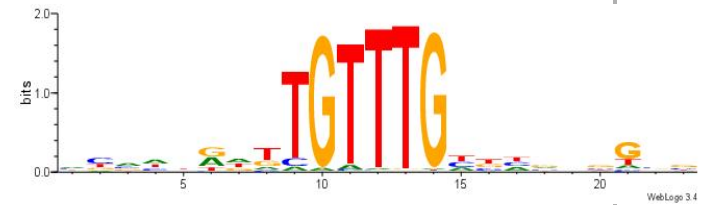

DVVDBKHTTGTGGDBDBHVGVV  
-----NSNTTTATGGCNNN-----

Original motif

Consensus sequence: VVCVHBDVDCAAACAAHYVDBVD

Reverse complement motif

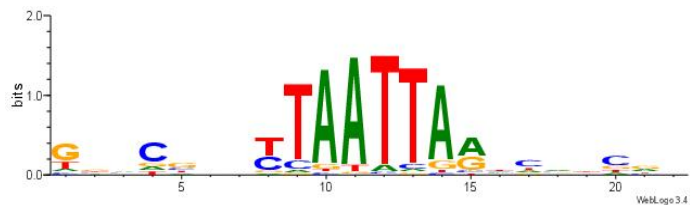
Consensus sequence: DVVDBKHTTGTGGDBDBHVGVV




Motif ID: [UP00616](#)  
 Motif name: POU3F4  
 Species: Homo sapiens  
 Matching format of first motif: Original Motif  
 Matching format of second motif: Reverse Complement  
 Direction: Backward  
 Position number: 5  
 Number of overlap: 14  
 Similarity score: 0.0475739

Alignment:  
 BHGDBDHKTAATTAMBBBGHBC  
 ----NSNTTTATGGCNNN----

Original motif  
 Consensus sequence: GBHCBBBYTAATTARHHVDCDB



Reverse complement motif  
 Consensus sequence: BHGDBDHKTAATTAMBBBGHBC



Motif ID: [UP00596](#)

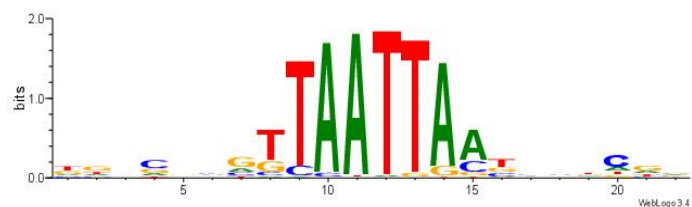
Motif name: HOXC4\_R158L\_R2  
 Species: Homo sapiens  
 Matching format of first motif: Original Motif  
 Matching format of second motif: Original Motif  
 Direction: Backward  
 Position number: 5  
 Number of overlap: 14  
 Similarity score: 0.0493444

**Alignment:**

DDVVVVGTTAATTAABHVDCDV  
 ----NSNTTTATGGCNNN----


**Original motif**

Consensus sequence: DDVVVVGTTAATTAABHVDCDV



**Reverse complement motif**

Consensus sequence: VHGDBDVTTAATTAACVWVVDH




---


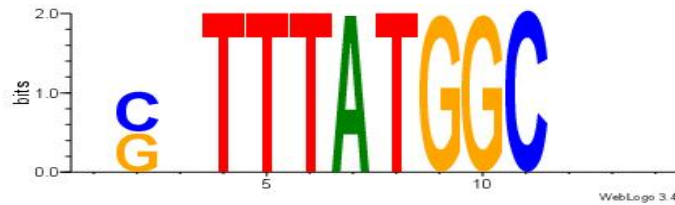
**Dataset #: 2      Motif ID: 4      Motif name: Abdominal-B\_2**

**Original motif**

Consensus sequence: NSNTTTATGGCNNN

**Reverse complement motif**

Consensus sequence: NNNGCCATAAANSN



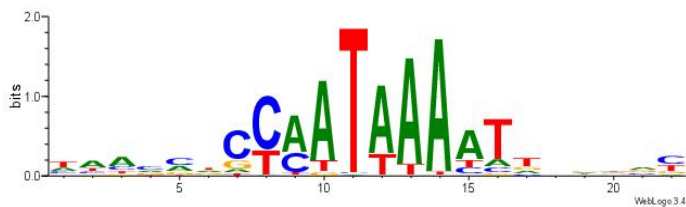
### Best Matches for Motif ID 4 (Highest to Lowest)

Motif ID: [UP00597](#)  
 Motif name: HOXD13\_S316C\_R2  
 Species: Homo sapiens  
 Matching format of first motif: Reverse Complement  
 Matching format of second motif: Original Motif  
 Direction: Forward  
 Position number: 4  
 Number of overlap: 14  
 Similarity score: 0.0318246

Alignment:  
 HHAVVDCCMATAAAAATDBDDVY  
 ---NNNGCCATAAANSN-----


#### Original motif

Consensus sequence: HHAVVDCCMATAAAAATDBDDVY



#### Reverse complement motif

Consensus sequence: KBDHVDATTTTATYGGDVVTHH




Motif ID: [UP00597](#)  
 Motif name: HOXD13\_S316C\_R1  
 Species: Homo sapiens  
 Matching format of first motif: Reverse Complement  
 Matching format of second motif: Original Motif  
 Direction: Backward  
 Position number: 5  
 Number of overlap: 14  
 Similarity score: 0.0401476

**Alignment:**

CDDHHWBCTCGTAAAADHDVHD  
 ----NNGCCATAAANSN----

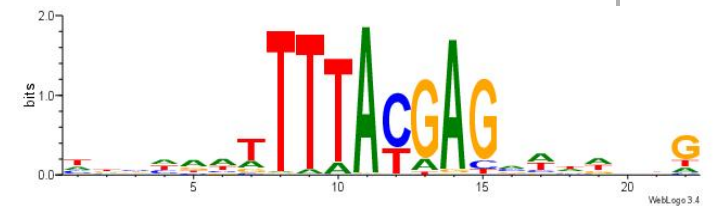
**Original motif**

Consensus sequence: CDDHHWBCTCGTAAAADHDVHD



**Reverse complement motif**

Consensus sequence: DHVDHDTTTTACGAGVWHHDDG



Motif ID: [UP00523](#)  
 Motif name: FOXR1\_primary  
 Species: Homo sapiens  
 Matching format of first motif: Original Motif  
 Matching format of second motif: Reverse Complement  
 Direction: Forward  
 Position number: 6



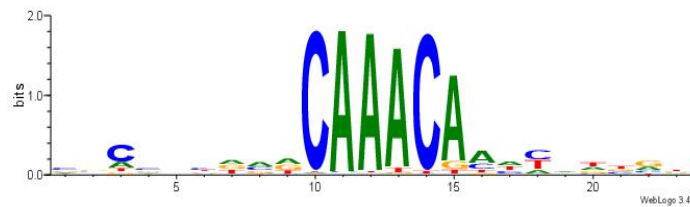
Number of overlap: 14  
Similarity score: 0.0459944

Alignment:

DVVD BKHTT GTTT GDBDBHVG VV  
-----NSNTTTATGCCNNN-----

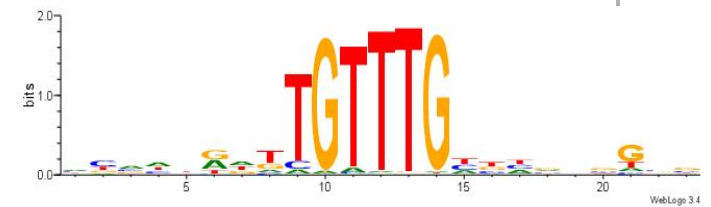
Original motif

Consensus sequence: VVCVHBDVDCAAACAAHYVDBVD



Reverse complement motif

Consensus sequence: DVVD BKHTT GTTT GDBDBHVG VV



---

Motif ID: [UP00616](#)  
Motif name: POU3F4  
Species: Homo sapiens  
Matching format of first motif: Original Motif  
Matching format of second motif: Reverse Complement  
Direction: Backward  
Position number: 5  
Number of overlap: 14  
Similarity score: 0.0475739


Alignment:

BHGDBDHKTAATTAMBBBGHBC  
-----NSNTTTATGCCNNN-----


Original motif

Reverse complement motif

Consensus sequence: GBHCBBBYTAATTARHHVDCDB



Consensus sequence: BHGDBDHKTAATTAMBBBGHBC




Motif ID: [UP00596](#)  
Motif name: HOXC4\_R158L\_R2  
Species: Homo sapiens  
Matching format of first motif: Original Motif  
Matching format of second motif: Original Motif  
Direction: Backward  
Position number: 5  
Number of overlap: 14  
Similarity score: 0.0493444

Alignment:

```
DDVVVVGTTAATTAABHVDCDV  
----NSNTTTATGGCNNN----
```


Original motif

Consensus sequence: DDVVVVGTTAATTAABHVDCDV



Reverse complement motif

Consensus sequence: VHGBBDVTTAATTAACVVVHHD



Results created by MOTIFSIM on 06-24-2023 15:32:23  
Runtime: 60.2328 seconds

MOTIFSIM is written by Ngoc Tam L. Tran  
Motif logo generated by [weblago](#)